




INNOMAG[®] TB-MAG[™]
Thrust-Balanced, Fluoropolymer-Lined,
Magnetic Drive Pump

ASME B73.3 • ISO 2858



Experience In Motion



Pump Supplier to the World

Flowserve is the driving force in the global industrial pump marketplace. No other pump company in the world has the depth or breadth of expertise in the successful application of pre-engineered, engineered, and special purpose pumps and systems.

Life Cycle Cost Solutions

Flowserve provides pumping solutions that permit customers to reduce total life cycle costs and improve productivity, profitability and pumping system reliability.

Market-Focused Customer Support

Product and industry specialists develop effective proposals and solutions directed toward market and customer preferences. They offer technical advice and assistance throughout each stage of the product life cycle, beginning with the initial inquiry.

Broad Product Lines

Flowserve offers a wide range of complementary pump types, from pre-engineered process pumps to highly engineered and special purpose pumps and systems. Pumps are built to recognized global standards and customer specifications.

Pump designs include:

- Single-stage process
- Between bearings single-stage
- Between bearings multistage
- Vertical
- Submersible motor
- Positive displacement
- Nuclear
- Specialty

Product Brands of Distinction

ACEC™

Aldrich™

Byron Jackson®

Calder™ Energy Recovery Devices

Cameron™

Durco®

Flowserve®

HALBERG™

IDP®

INNOMAG®

Lawrence Pumps®

Niigata Worthington™

Pacific®

Pleuger®

Scienco™

Sier-Bath®

SIHI®

TKL™

United Centrifugal®

Western Land Roller™

Wilson-Snyder®

Worthington®

Worthington Simpson™

INNOMAG TB-MAG
Thrust-Balanced,
Fluoropolymer-Lined,
Magnetic Drive Pump



Advanced Sealless Pump Technology

The INNOMAG TB-MAG sets a new benchmark for magnetic drive pump value and performance. This versatile pump is engineered to provide low total cost of ownership and exceptional leakage protection in extremely corrosive and environmentally critical applications. While the TB-MAG boasts many innovative design elements, the key to its proven performance is its revolutionary dynamic thrust balancing system. This cleverly engineered system eliminates the need for thrust bearings and results in highly efficient operation with outstanding reliability, even in applications containing solids.

Engineered for Better Performance


- Efficient performance over the entire flow range is achieved by means of a dynamic thrust balancing system.
- Back wear rings offer superior solids handling capability by restricting solids larger than 0.127 mm (0.005 in) from entering the containment shell. Effectively, only clean process fluid reaches the shaft and bearings for proper cooling and lubrication.
- Double-sealed inner magnet assembly uses a hermetically sealed stainless steel sheath to protect the magnets from corrosive permeation.
- Rotomolded ETFE liner provides a mechanical bond with the casing and is rated for full vacuum. The rotomolding process enables the use of advanced volute geometries for higher efficiencies.

Typical Applications

- Chemical processing
- Reactor feed
- Chlor-alkali
- Chemical waste treatment
- Scrubber systems
- Tank car loading/unloading
- Metal finishing (pickling)
- Etching and plating


Complementary Pump Designs

- INNOMAG U-MAG™ fluoropolymer-lined, magnetic drive pump
- Durco® Guardian ASME (ANSI) metallic, magnetic drive pump
- CPXS ISO metallic, magnetic drive pump
- PolyChem™ S-Series ASME (ANSI) or ISO fluoropolymer-lined, mechanically sealed pump



INNOMAG TB-MAG

*Thrust-Balanced,
Fluoropolymer-Lined,
Magnetic Drive Pump*



Compliant with ASME B73.3 or ISO 2858 dimensional standards, the TB-MAG incorporates many advanced features to enhance performance, safety and reliability. This versatile pump offers outstanding leakage protection for compliance with environmental regulations or “clean floor” initiatives. It has been engineered to provide low total cost of ownership in applications throughout the chemical processing, metals and other industries.

Operating Parameters

- Flows to 340 m³/h (1500 gpm)
- Heads to 153 m (500 ft)
- Pressures to 21 bar (300 psi)
- Temperatures from -29°C to 120°C (-20°F to 250°F)
- Solids to 30% by volume; spherical size to 6.35 mm (0.25 in)

Features and Benefits

Pure ETFE Casing Liner is rotationally molded and vacuum rated. Liner has a minimum thickness of 3 mm (0.125 in). ASME B16.5 Class 150 flanges standard; Class 300, ISO PN 16 and JIS 10K flanges are optional.

One-piece ETFE Impeller and Inner Magnet Assembly ensures maximum torque transmission, simplifies maintenance and eliminates balancing. Enclosed impeller with unobstructed eye delivers high efficiency and low NPSHR.

Powerful Neodymium Iron Boron (NdFeB) Magnets maximize torque transmission.

Double-sealed Inner Magnets offer unmatched resistance to corrosive permeation by sheathing the magnets in 316L stainless steel before they are injection molded into the impeller assembly.

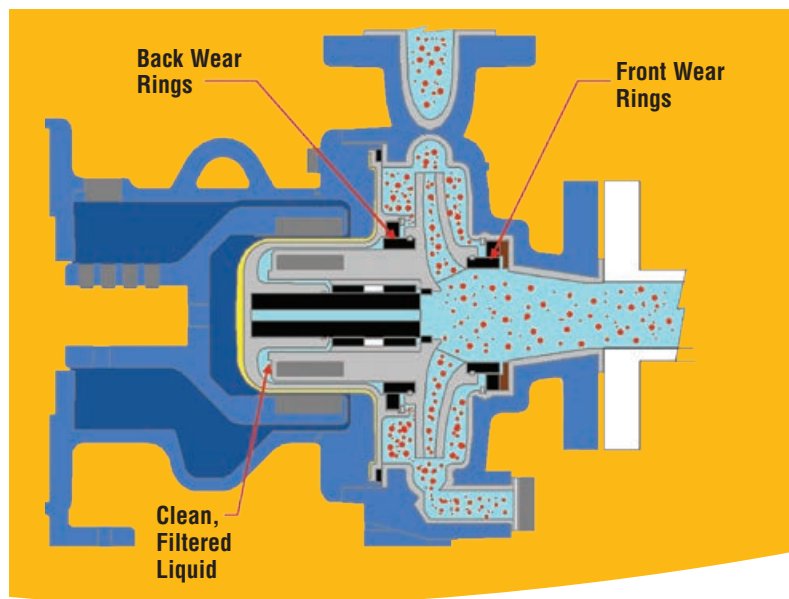

One-piece Composite Containment Shell consists of aramid and carbon fiber reinforced ETFE for optimal leakage protection and corrosion resistance. A burst pressure exceeding 205 bar (3000 psi) resists water hammer damage. Composite construction means zero eddy current losses for maximum efficiency.

Sintered Alpha Silicon Carbide Pump Shaft is oversized to handle all radial loads. Stationary cantilevered design eliminates suction-blocking shaft supports to maximize flow and minimize NPSHR.

Tandem Sintered Silicon Carbide Radial Bearings are process lubricated and separately mounted for optimal alignment with the shaft. Individually replaceable, they utilize a PTFE center spacer to maintain proper bearing position.

IEC D-flange or NEMA C-face Motor Adapter with integral foot mates to existing ISO or ASME (ANSI) baseplates.

Parts Interchangeability among the available sizes reduces inventory costs and eases maintenance.




Revolutionary Thrust-Balanced Design

The INNOMAG TB-MAG employs a dynamic thrust balancing system that eliminates the need for thrust bearings. Pump reliability and longevity are increased over conventional net thrust forward designs. Pump efficiency is also improved, and operating costs reduced correspondingly.

Dynamic Control

Effective over the entire pump operating range, the TB-MAG automatically responds to changes in flow, pressure or viscosity to balance axial thrust. Balance is achieved through the combined action of the back wear rings and a variable orifice created by the impeller assembly and the front of the shaft. The fixed clearance between the wear rings regulates the flow of fluid behind the impeller and into the balance chamber. The variable orifice governs the pressure in the balance chamber.

As operating conditions (and the associated axial thrust loads) change, the impeller assembly responds by moving axially. This movement increases or decreases the size of the variable orifice, causing pressure in the balance chamber to decrease or increase, in turn. The resulting change in balance chamber pressure automatically compensates for the change in operating conditions and maintains thrust balance.



The variable orifice opens and closes to dynamically control the balance chamber pressure.

Superior Solids-Handling Capability

For magnetic drive pumps, solids can cause significant damage when in contact with the radial bearings, inner magnets and containment shell. The TB-MAG prevents this by using silicon carbide back wear rings to restrict solids larger than 0.127 mm (0.005 in) from entering the containment shell. Effectively, only clean liquid can reach the bearings and pump shaft.

Trouble-Free Maintenance

The TB-MAG offers many features designed to expedite maintenance and keep associated costs low:

- Standard back pullout eases general maintenance and inspection. The casing stays in-line and the piping connections remain intact.
- Contained back pullout simplifies drive end maintenance. The process fluid remains fully confined, thereby eliminating the need to drain or purge the pump. Plus, maintenance personnel are kept safe from exposure to potentially harmful process fluids.
- Fully assembled replacement kits are available for all major components, including: impeller assemblies, containment shells and casings.
- All silicon carbide components, including rotating and stationary wear rings, are 100% replaceable.
- All mating and exposed metal surfaces are coated in a premium epoxy/epoxy polyamide primer and an aliphatic acrylic polyurethane top coat to resist atmospheric corrosion.

Options and Technical Data



Optional Secondary Containment

For the most demanding applications, such as $TiCl_4$, the INNOMAG TB-MAG may be specified with an available long-coupled bearing frame fitted with an off-the-shelf, cartridge-style, dry-running mechanical seal. This design provides for a secondary containment chamber and does not require gas or liquid seal flush lines.

Available Baseplates

A range of baseplates is available to meet application requirements with regards to rigidity, vibration dampening, corrosion resistance, etc.

- Standard foundation mounted C-channel
- Foundation or stilt mounted reinforced C-channel
- Foundation or stilt mounted polymer concrete

Additional Options and Accessories

- Low-flow models
- Vertical in-line configurations for small floor space installations
- Long-coupled bearing frame
- Run-dry bearings
- Flanged casing drain
- Steam heat jackets
- Power monitors and temperature probes
- Priming tanks

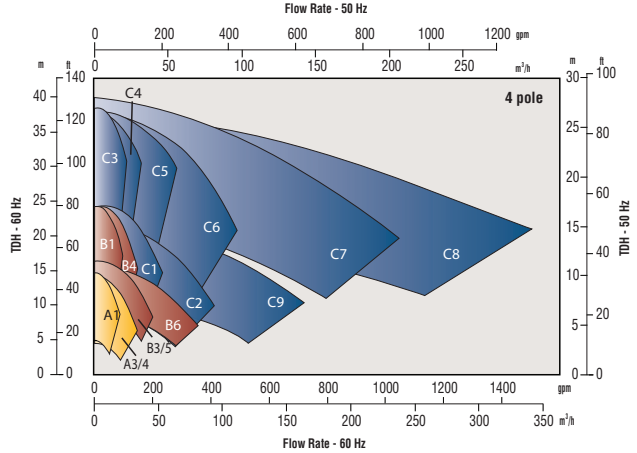
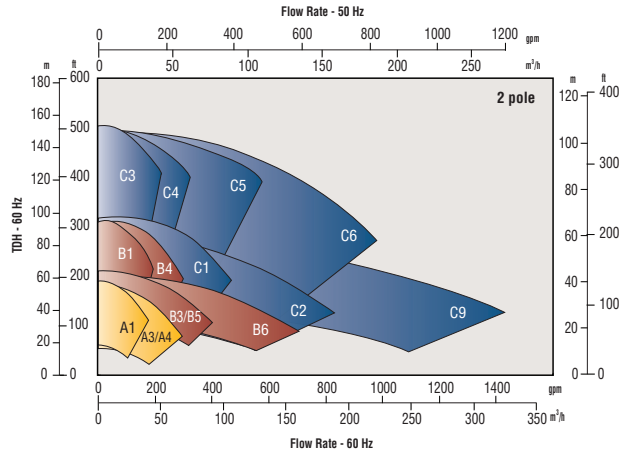
Standards Compliance

The TB-MAG is CE marked and compliant with applicable directives such as ATEX.

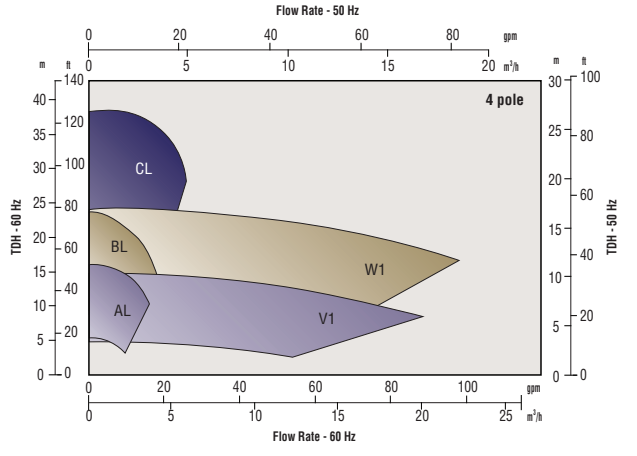
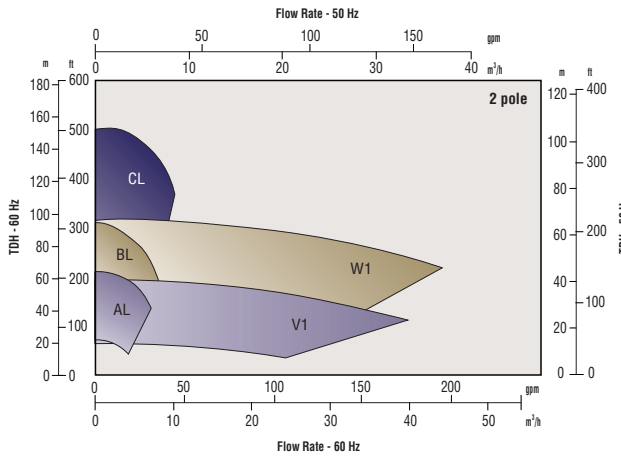
Materials of Construction

Component	Material
Casing (armor/liner)	Ductile Iron/ETFE
Thrust Collar	Carbon Fiber Reinforced PTFE
Front Wear Rings (stationary and rotating)	Silicon Carbide
Impeller Magnet Assembly	Carbon Fiber Reinforced ETFE
Back Wear Rings (stationary and rotating)	Silicon Carbide
Thrust Control Ring	Silicon Carbide
Shaft	Silicon Carbide
Radial Bearings	Silicon Carbide
Bearing Spacer	PTFE
Containment Shell (liner/housing)	Carbon Fiber Reinforced ETFE/Aramid Vinyl Ester
Outer Magnet Assembly (armor/magnets)	Ductile Iron/NdFeB
Casing O-ring	FEP With FKM Core
Containment Ring	Ductile Iron
Motor Adapter	Ductile Iron

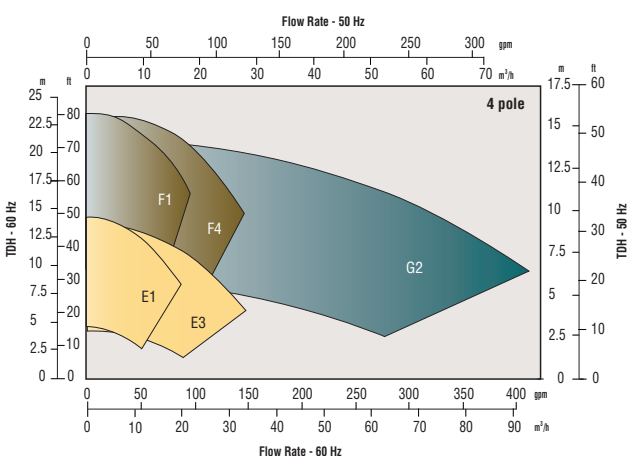
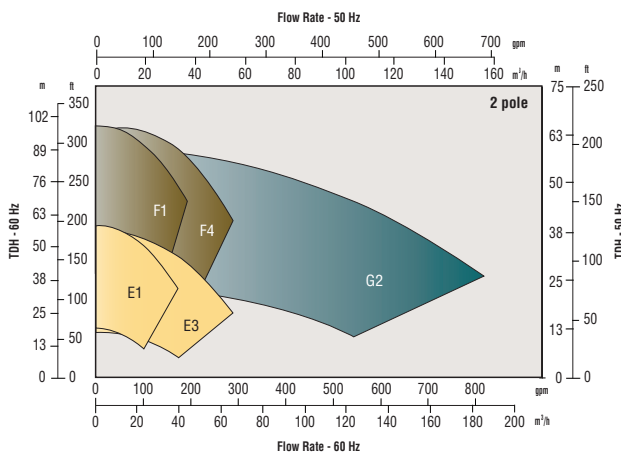
ASME Sizes



Specialty Sizes — Low Flow and Vertical



ISO Sizes



ASME Sizes

A1-1.5x1x6, A3-3x1.5x6, A4-3x2x6
B1-1.5x1x8, B3/B5-3x2x6, B4-3x1.5x8, B6-4x3x6
C1-3x2x8, C2-4x3x8, C3-2x1x10, C4-3x1.5x10, C5-3x2x10, C6-4x3x10, C7-4x3x10H, C8-6x4x10H, C9-6x4x8

Specialty Sizes

AL-1.5x1x6x6LF, V1-2x1.5x6
BL-1.5x1x8LF, W1-2x1.5x8
CL-2x1x10LF

ISO Sizes

E1-50x32x160, E3-65x50x160
F1-50x32x200, F4-65x40x200
G2-100x65x200



USA and Canada

Flowserve Corporation
5215 North O'Connor Blvd.
Suite 2300
Irving, Texas 75039-5421 USA
Telephone: +1 937 890 5839

Europe, Middle East, Africa

Flowserve Corporation
Parallelweg 13
4878 AH Etten-Leur
The Netherlands
Telephone: +31 76 502 8100

Latin America

Flowserve Corporation
Martín Rodríguez 4460
B1644CGN-Victoria-San Fernando
Buenos Aires, Argentina
Telephone: +54 11 4006 8700
Telefax: +54 11 4714 1610

Asia Pacific

Flowserve Pte. Ltd.
10 Tuas Loop
Singapore 637345
Telephone: +65 6771 0600
Telefax: +65 6862 2329

Bulletin PS-10-36a (E) October 2015. © 2015 Flowserve Corporation

To find your local Flowserve representative:

For more information about Flowserve Corporation,
visit www.flowserve.com or call +1 937 890 5839.